

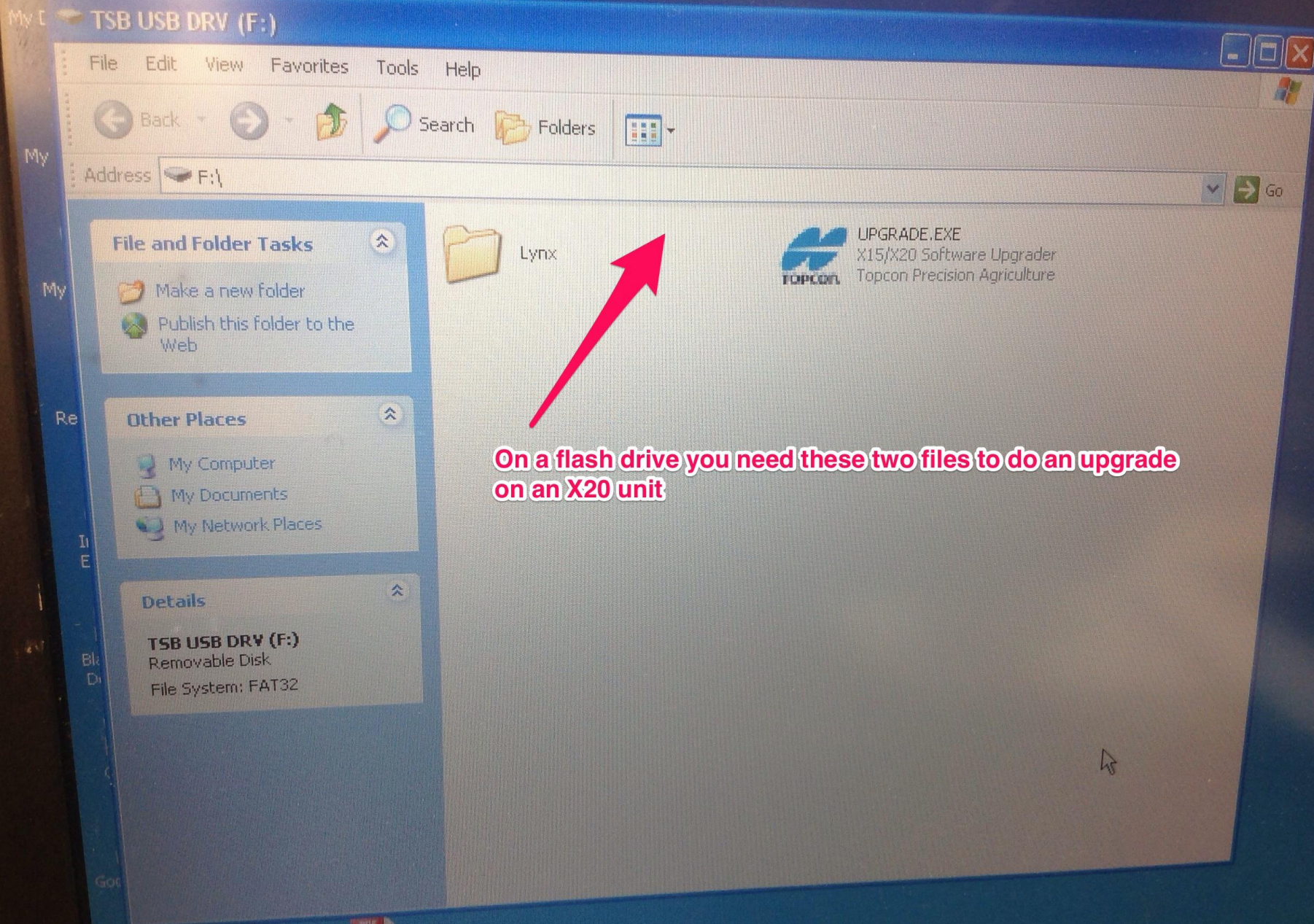


Topcon X20 Version Upgrade Tutorial

Morris Industries Ltd.

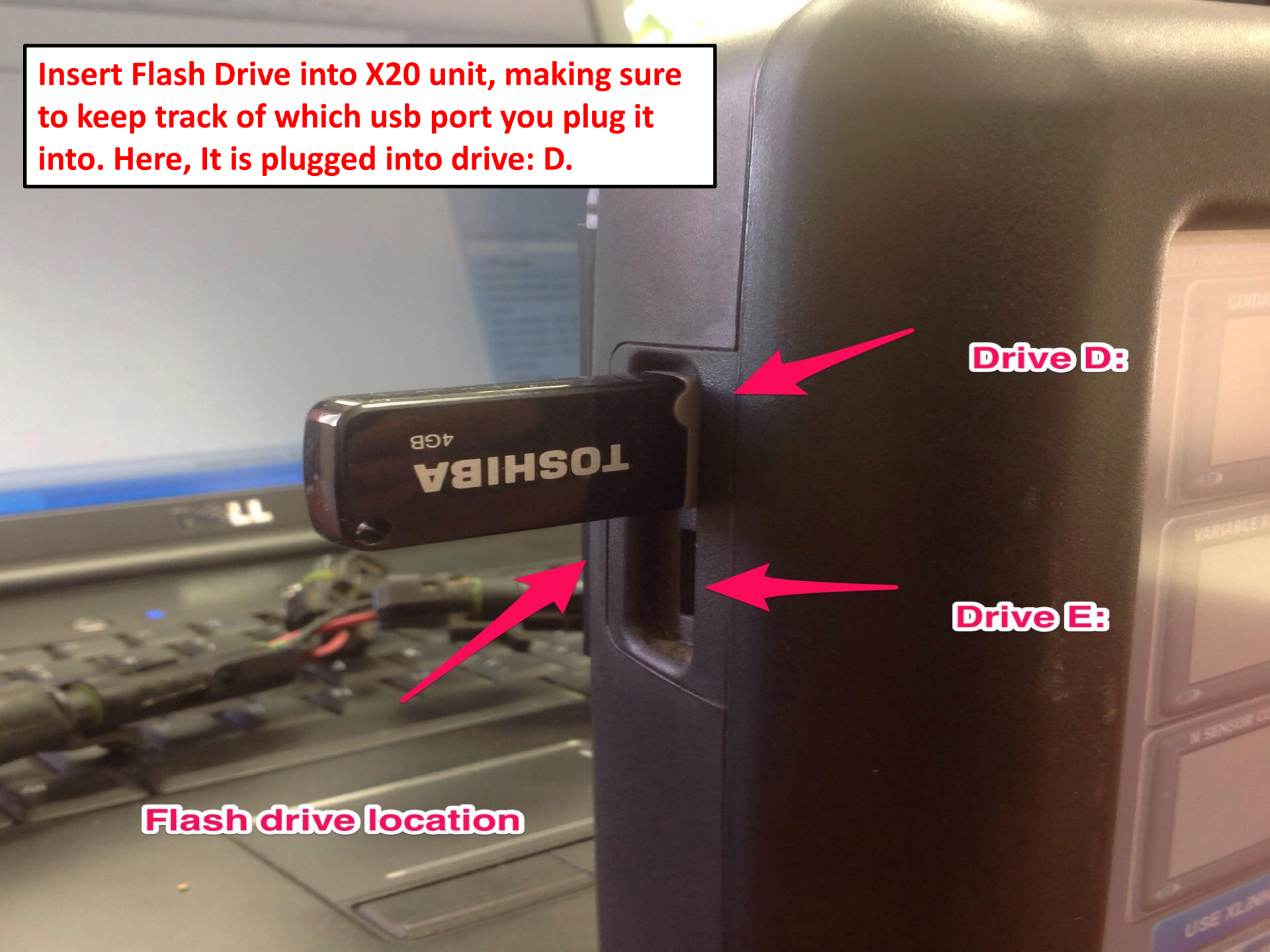
March 2013

The author makes no guarantees or representations as to the completeness or accuracy of the content following. Always refer to **Morris Industries Ltd. Operators Manuals** for details relating to this equipment.



On a flash drive you need these two files to do an upgrade on an X20 unit

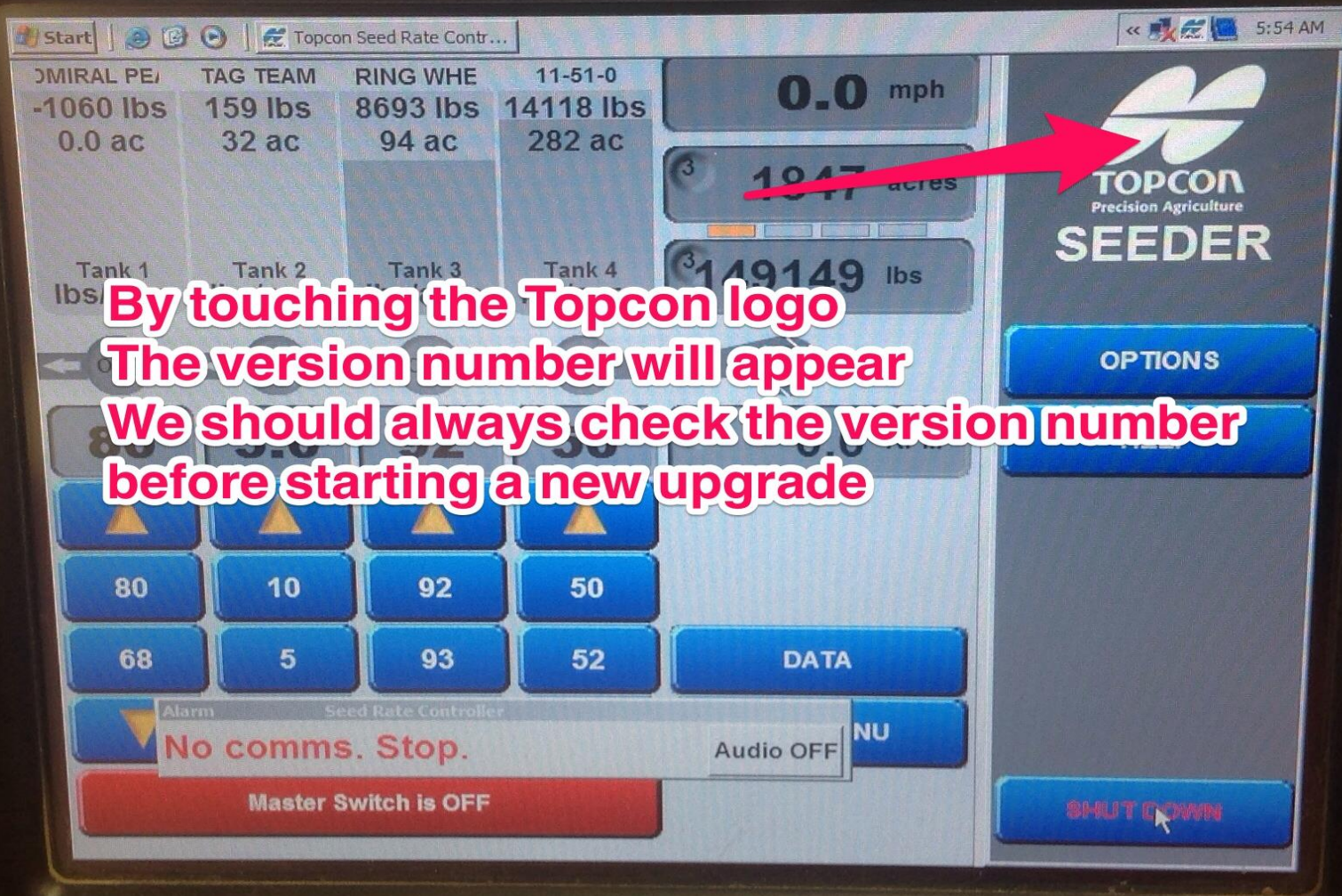
Insert Flash Drive into X20 unit, making sure to keep track of which usb port you plug it into. Here, It is plugged into drive: D.



Drive D:

Drive E:

Flash drive location



**By touching the Topcon logo
The version number will appear
We should always check the version number
before starting a new upgrade**

Topcon Seed Rate Controller - Connected to COM3

IMIRAL PE/
-1060 lbs
0.0 ac

TAG TEAM
159 lbs

RING WHE
8693 lbs

11-51-0
14118 lbs

0.0 mph

**You can see the current version number
and see if the program is registered**

Tank 1
lbs/acre

Tank 2
lbs/acre

About Topcon Seed Rate Controller



Topcon Seed Rate Controller

Version 2.3.3.0 17th Jan 2010

Copyright (c) KEE Technologies Pty Ltd 2000 - 2010

Available memory: 268394496 bytes. Load (46/100)

Registered

ECU Firmware Version -

Register

Enable Lockout

Close

80

5.0

80

10

68

5

95

52

DATA

Alarm

Seed Rate Controller

No comms. Stop.

Audio OFF

NU

Master Switch is OFF

SHUT DOWN

TOPCON
Precision Agriculture

SEEDER

OPTIONS

HELP

X20 Product Selection

GUIDANCE & STEERING

SPRAY RATE CONTROLLER

BOOM LEVELER

VARIABLE RATE CONTROL

SEED RATE CONTROLLER

EXACT SEED PLACEMENT

N SENSOR CONTROL

SPREADER CONTROLLER

HEADER CONTROLLER

USE LINK

STOP

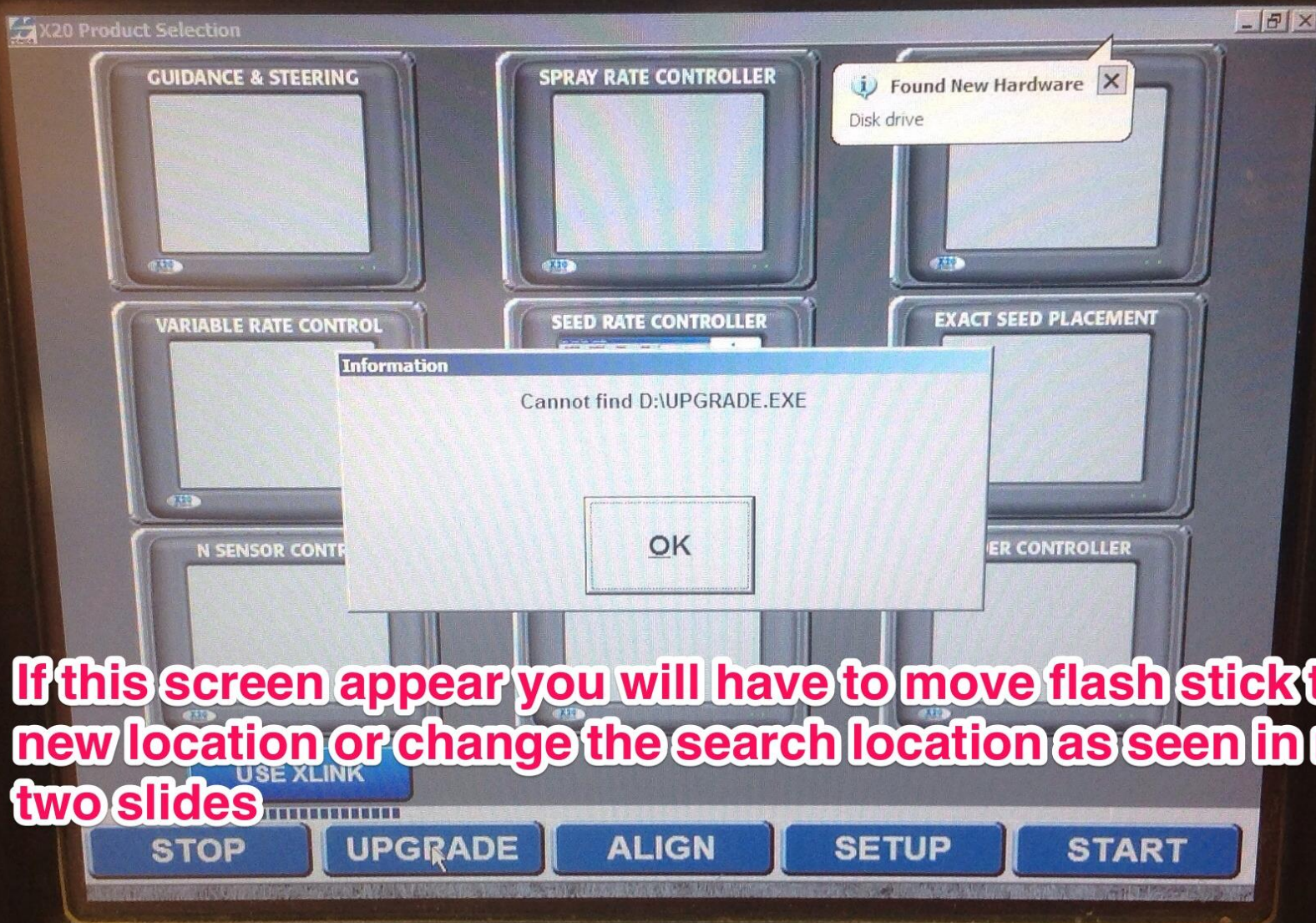
UPGRADE

ALIGN

SETUP

START

Start product selection screen and Stop progress bar. Now press Upgrade.



If this screen appear you will have to move flash stick to new location or change the search location as seen in next two slides

X20 Product Selection

GUIDANCE & STEERING

SPRAY RATE CONTROLLER

BOOM LEVELER

SEED RATE CONTROLLER

EXACT SEED PLACEMENT

N SENSOR CONTROL

SPREADER CONTROLLER

HEADER CONTROLLER

USE XLINK

UPGRADE

ALIGN

SETUP

START

Back at main screen touch inbetween boxes

X20 Product Selection

GUIDANCE & STEERING

SPRAY RATE CONTROLLER

BOOM LEVELER

VARIABLE RATE CONTROL

N SENSOR CONTROL

EXACT SEED PLACEMENT

HEADER CONTROLLER

About X20 Product Selection



X20 Product Selection

Version 2.7.3.4 11 Jan 2008

Copyright KEE Technologies 2002-2008

☒ Use Wide Screen Format

Upgrading From Drive

☒ D: ☐ F:

☒ E: ☐ G:

Com Ports Checked

☐ COM 1 ☐ COM 3

☐ COM 2 ☐ COM 4

Close

USE XLINK

STOP

UPGRADE

ALIGN

SETUP

START

Select the location you need to use. D and E are on the side and F and G are on the back.

X20 Product Selection

GUIDANCE & STEERING

SPRAY RATE CONTROLLER

BOOM LEVELER

VARIABLE RATE CONTROL

SEED RATE CONTROLLER

EXACT SEED PLACEMENT

N SENSOR CONTROL

SPREADER CONTROLLER

HEADER CONTROLLER

**Start upgrade again after proper location selected
for the flash drive.**

USE XLINK

STOP

UPGRADE

ALIGN

SETUP

START

UPGRADER

Start Upgrade

Cancel

Select Start Upgrade

TOPCON
Precision Agriculture

X15/X20 Software Upgrader v1.2.0.0 20 May 2010

UPGRADER

Confirm Folder Replace



This folder already contains a folder named 'Lynx'.

If the files in the existing folder have the same name as files in the folder you are moving or copying, they will be replaced. Do you still want to move or copy the folder?

Yes

Yes to All

No

Cancel

**There will be a couple screens that ask you to choose
Select. "Yes to All" each time.**

Precision Agriculture

**Upgrade complete and just verify new version has been loaded.
Version 2.3.3.0 will work for most units
Version 2.5.25.0 is needed for dual fan units and liquid sectional control**

Topcon Seed Rate Controller - Connected to COM3

DMIRAL PE/ TAG TEAM RING WHE 11-51-0

1050 lbs 150 lbs 8503 lbs 14118 lbs

0.0 mph

1847 acres



Tank 1
lbs/acre

Tank 2
lbs/acre

OFF

OFF

80

5.0

80

10

68

5

About Topcon Seed Rate Controller



Topcon Seed Rate Controller

Version 2.5.25.0 14 Aug 2012

Copyright (c) KEE Technologies Pty Ltd 2000 - 2012

Available memory: 264851456 bytes. Load (47/100)

Registered

SRC Interface Firmware Version - P11(Undetected)

ECU Firmware Version -

Register

Enable Lockout

Close

OPTIONS

HELP

Alarm Seed Rate Controller

No comms. Stop.

Audio OFF

NU

Master Switch is OFF

SHUT DOWN