

# CX 8105

## Seeding System



**MORRIS**

[www.morris-industries.com](http://www.morris-industries.com)



# The CX 8105 seeding system



**Combines  
Precision with  
Efficiency.**

## **Articulated Design**

The articulated design reduces weight transfer and increases land-following ability. The pivot allows the cart to move independently from the drill, side-to-side and front to back, which improves stability and seeding accuracy in all field conditions. The compact close-coupled design enables the seeding unit to move easily in tight spaces and around field obstructions.

## **Narrow Transport**

The 3-meter transport width makes moving from field to field safe and easy. Available in sizes of 7.62 meter (25 ft.) or 9.45 meter (31 ft.), with the choice of 25.4 cm (10-inch) or 30.5 cm (12-inch) spacing. The drill features a wing lift with hydraulic lock-up, so there is no need to get off the tractor.

## **Precise Air Delivery**

The 3695-liter (105-bushel) capacity features 60/40 split tanks and an optional 352-liter (10-bushel) third tank for small seed at low rates. The patented metering system allows quick and easy change over from single to double shoot.

The spiral fluted metering wheel gently rolls a consistent flow of product into the air stream. This unique design eliminates the need to change wheels and reduces the chance of seed damage and uneven metering.

All-in-one seed plates save time. One quick change lets you meter fine, medium or coarse product. Slide shutoffs on all tanks provide access to the meter components without having to empty product from the tanks.



A hydraulic valve manifold providing all operator adjustments is conveniently located on the air cart.

## **Variable Rate Metering**

The Morris variable rate is quick and responsive for precise on-the-go rate changes. The precise, in-cab variable rate technology features the Topcon X30 or Eagle console.



## **Independent opener technology**

The independent opener features parallel linkage for ultra-precise seed and fertilizer placement. Each opener follows the contour of the ground, even on hills. Adjustable

on-row packer wheel pressure provides excellent seed to soil contact. The single shank design of the drill offers better trash clearance and lower

draft requirements and better fuel savings. At the heart of the C2 Contour's ability to shed trash is the design of the single shank. The reclined 12-degree angle moves trash up and off the shank faster. The distance from the ground level to the catch point is 53 cm (21 inches) that greatly reduces the potential for straw bunching.





The one-to-one parallel linkage maintains a constant opener angle relative to the soil and opener depth relative to the packer wheel throughout its range of travel. The opener can contour up 25 cm (10 inches) and down 18 cm (7 inches).

Fine-tune your seeding depth without tools or

heavy lifting. The opener cam is up and away from the ground, so opener adjustments are much easier to make. The notched cam-and-pin system is at .635cm (1/4 inch) intervals. Rotate the cam by hand and insert the pin to lock in the desire seeding depth.



A double-acting hydraulic cylinder raises and lowers the opener from working to transport position.

Pressure is maintained on the opener cylinders through a passive hydraulic accumulator system, which acts as a hydraulic cushion for the trips and reduces the demand on the tractor hydraulics. By adding or

subtracting oil from the accumulator circuit, through a tractor remote, pressure in the accumulator system can be raised or lowered, and a corresponding increase or decrease in the trip out force and packing pressure.

Pressure can be monitored from the tractor on a convenient digital display. Not required if ordered with X30 monitor.



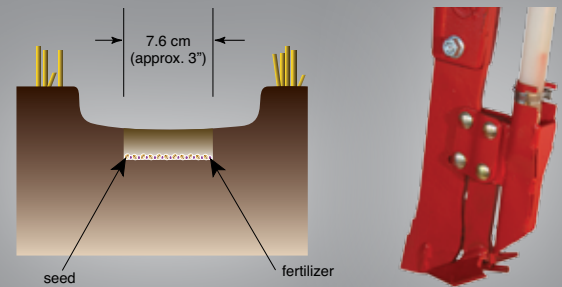
## PACKER WHEEL OPTIONS



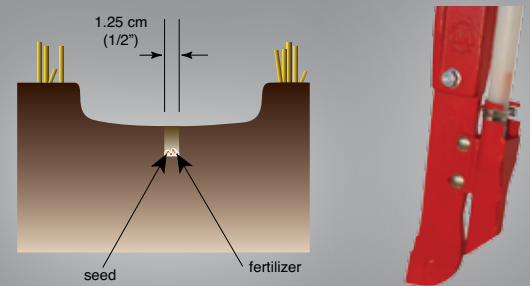
Packer wheel options: 5.50" x 16" Semi-Pneumatic, 4.80" x 16" Pneumatic, 4.80" x 16" Semi-Pneumatic, 4.50" x 16" Semi-Pneumatic Otico tire, 5.50" x 16" Semi-Pneumatic Otico tire and 4.00" x 16" "V" Crown.

# OPENER OPTIONS

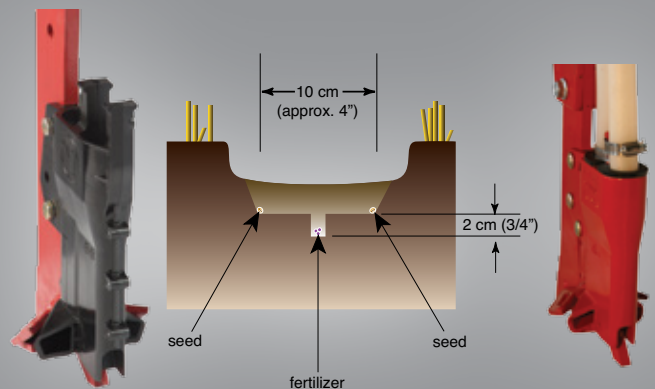
## Spread Tip Single Shoot Opener



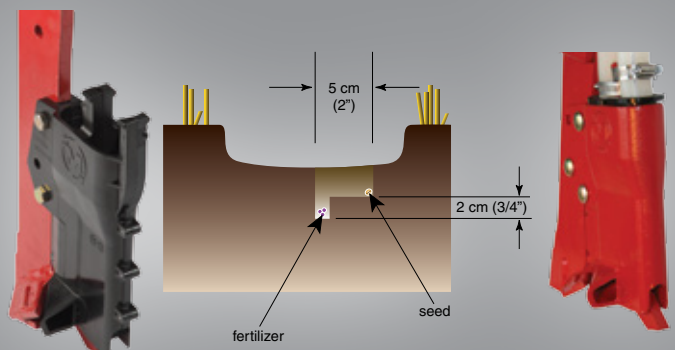
## Narrow Knife Single Shoot Opener



## Paired Row Double Shoot Opener



## Side Band Double Shoot Opener





## CX 8105 SEEDING SYSTEM

### Specifications and Options

Base Size		25' (7.62 m)	31' (9.45 m)
Total Weight	- 10" (25.4 cm) spacing	20,119 lbs. (9145 kg)	21,404 lbs. (9729 kg)
	- 12" (30.5 cm) spacing	19,316 lbs. (8780 kg)	20,535 lbs. (9334 kg)
Axle Weight (Empty)	- 10" (25.4 cm) spacing	12,583 lbs. (5720 kg)	13,355 lbs. (6071 kg)
	- 12" (30.5 cm) spacing	12,100 lbs. (5500 kg)	12,833 lbs. (5834 kg)
Hitch Weight (Empty)		1672 lbs. (760 kg)	1672 lbs. (760 kg)
Working Width	- 10" (25.4 cm)	25' (7.62 m)	30' (9.14 m)
	- 12" (30.5 cm)	25' (7.62 m)	31' (9.45 m)
Number of Shanks	- 10" (25.4 cm)	30	36
	- 12" (30.5 cm)	25	31
Frame Width	- Main	5' (1.524 m)	5' (1.524 m)
	- Wing Inner	10' (3.048 m)	13' (3.962 m)
Transport Position	- Width	9' 10" (3 m)	9' 10" (3 m)
	- Height	13' 9" (4.19 m)	16' 2" (4.93 m)
	- Length	36' 2" (11 m)	36' 2" (11 m)
Tires	- Cart	(2) 600/50-22.5 Alliance Tire	(2) 600/50-22.5 Alliance Tire
	- Main Frame Rear Wheels	(4) 12.5L x 15 FI Load Range F	(4) 12.5 L x 15 FI Load Range F
	- Wing Frame Front Castor Wheels (1 per wing)	(2) 12.5SL x 15 12 Ply Rating	(2) 12.5SL x 15 12 Ply Rating
	- Wing Frame Rear Wheels (1 per wing)	(2) 12.5SL x 15 12 Ply Rating	(2) 12.5SL x 15 12 Ply Rating
Tank Capacity	- Front Tank	60 Bu (2110 L)	
	- Rear Tank	45 Bu (1585 L)	
	- Third Tank - Optional	10 Bu (350 L)	
	- Total	2 Tanks - 105 Bu (3695 L)      With third Tank - 115 Bu (4045 L)	
Tank Screens		Standard	
Fan	- Rated Speed	Up to 5,000 r.p.m.	
	- Impeller Diameter	13" (33 cm) Diameter	
	- Noise Level	97.3 dB	
Hydraulic Drive		Blower and VRT (Minimum 21 U.S. gal./min.) (Minimum 80 L/min.) (Minimum 2100 p.s.i.) (Minimum 14469 kPa)	
Metering	- Variable Rate (VRT)	Standard	
	- GPS Compatible VRT	Optional	
Opener	- Trip Out Force	Increases proportionally with Packing Force to a max. of 600 lbs. (272 kg)	
	- Packing Force	Adjustable from 70 lbs. to 170 lbs. (31.7 kg to 77.1 kg)	
	- Packer Wheel	4.50" x 16" Semi Pneumatic Otico tire 4.80" x 16" Semi Pneumatic or Pneumatic 5.50" x 16" Semi Pneumatic Otico tire 5.50" x 16" Semi Pneumatic 4.00" x 16" "V" Crown	
Opener to Ground Clearance		12" (30.5 cm)	
Frame to Ground Clearance		32" (81 cm)	
Frame Depth		94" (238.8 cm) center to center	
Rank to Rank Spacing		47" (119.4 cm) center to center	
Number of Ranks		3 Rows	
Shank to Shank Spacing		30" (76.2 cm) on 10" (25.4 cm) spacing 36" (91.4 cm) on 12" (30.5 cm) spacing	
Weight Kit		Optional	
Safety Lights		Standard	
Safety Chain		Standard	

Specifications are estimates and subject to change.